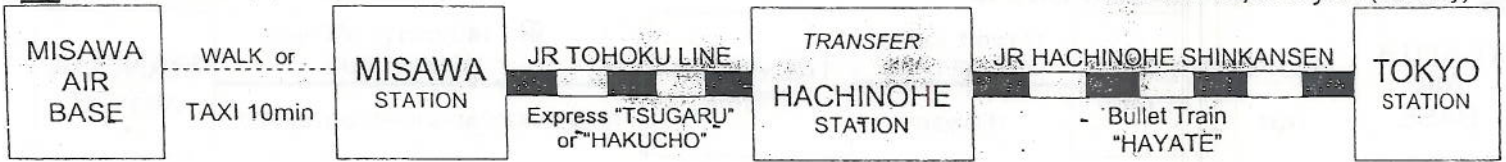


# TRAIN & BUS DIRECTIONS

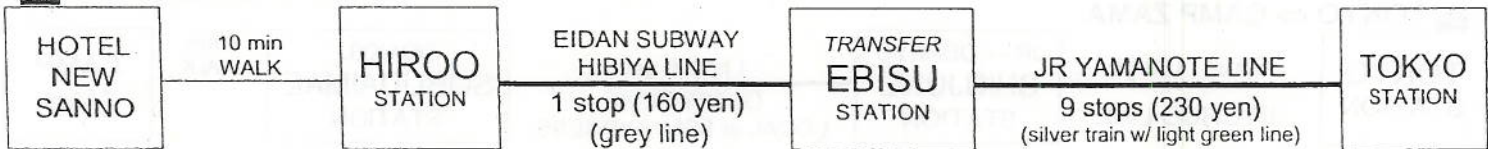
## MISAWA ↔ TOKYO



## YOKOTA ↔ TOKYO



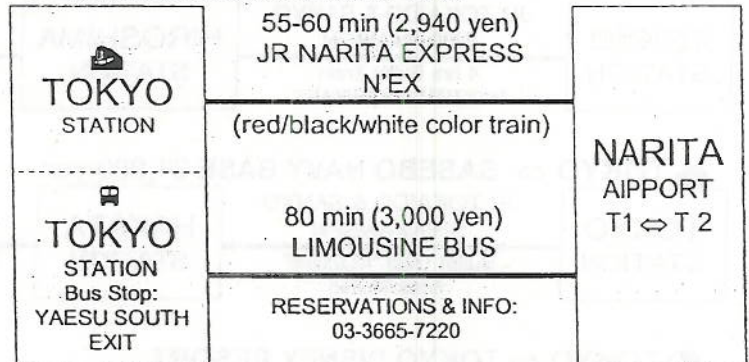
## NEW SANNO ↔ TOKYO



## NEW SANNO ↔ NARITA AIRPORT (3,000 yen)



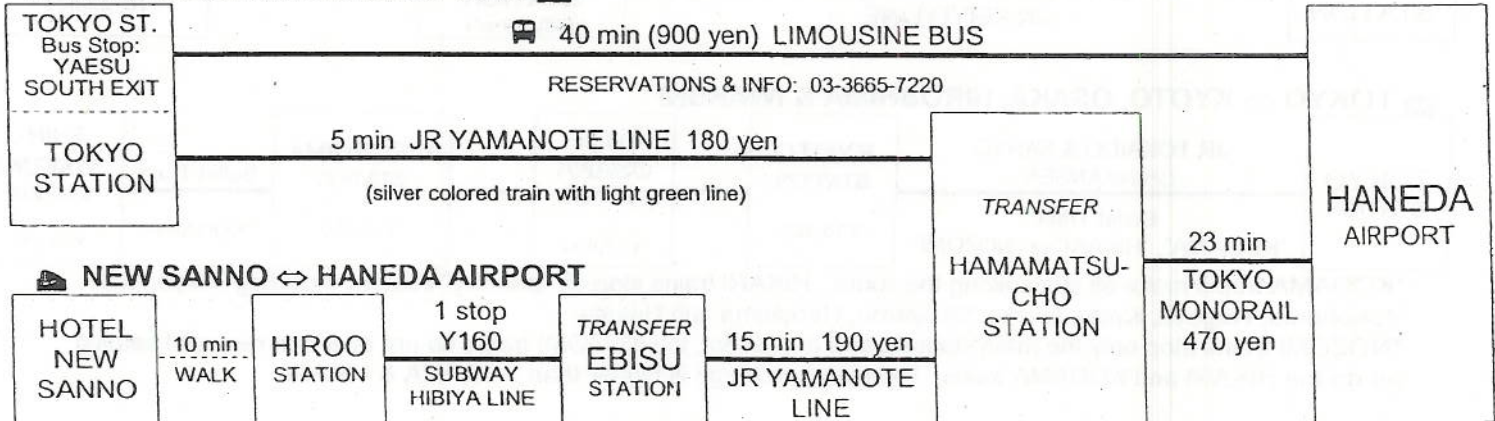
## TOKYO ↔ NARITA AIRPORT



## HANEDA AIRPORT ↔ NARITA AIRPORT



## TOKYO ↔ HANEDA AIRPORT



\*All JR train and subway lines display station names in both Japanese and alphabet lettering on platform signboards. The name of the station is in large letters in the center of the sign; names of adjacent stations appear below or to either side.  
 \*JR fare varies ±200 yen due to the seasonal conditions. (busy or off season)

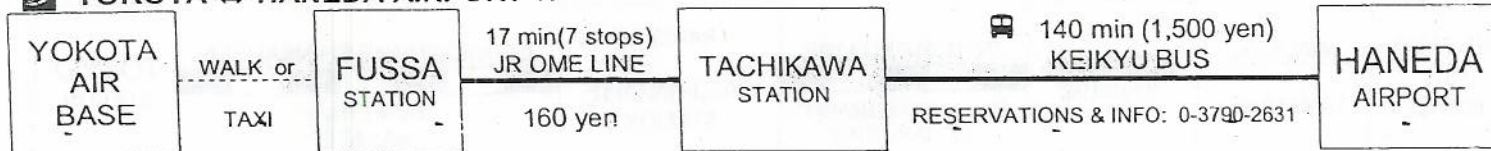
\*More directions on the back



# TRAIN & BUS DIRECTIONS



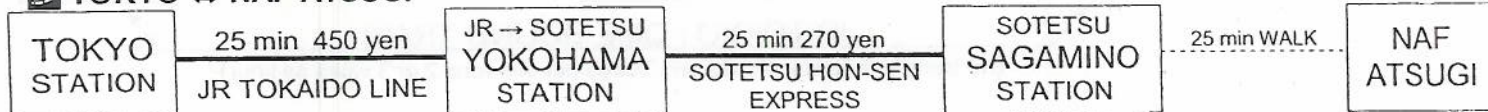
## YOKOTA ↔ HANEDA AIRPORT



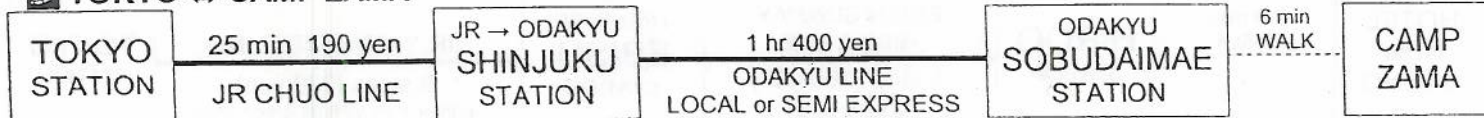
## TOKYO ↔ YOKOSUKA NAVY BASE



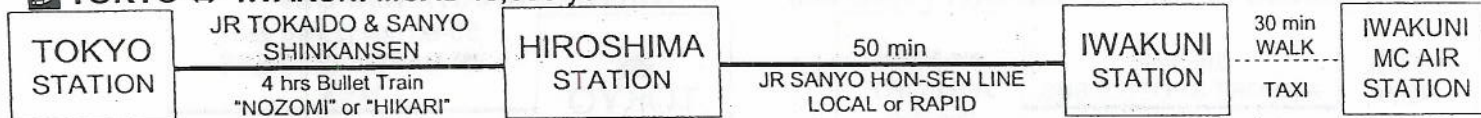
## TOKYO ↔ NAF ATSUGI



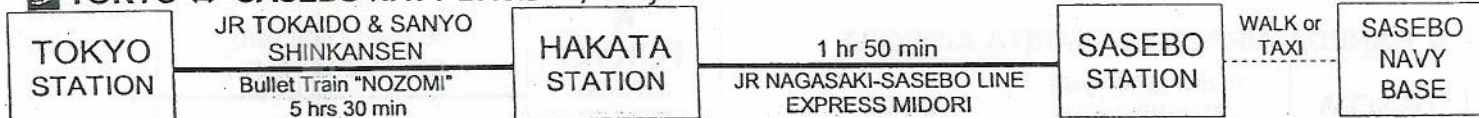
## TOKYO ↔ CAMP ZAMA



## TOKYO ↔ IWAKUNI MCAS 19,090 yen



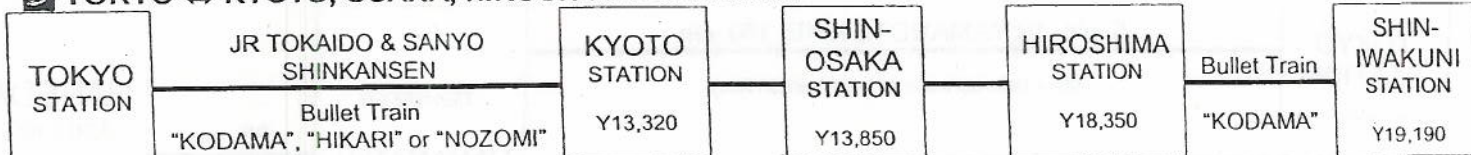
## TOKYO ↔ SASEBO NAVY BASE 24,080 yen



## TOKYO ↔ TOKYO DISNEY RESORT



## TOKYO ↔ KYOTO, OSAKA, HIROSHIMA & IWAKUNI



\*KODAMA trains make all stops along the route. HIKARI trains stop all "primary" stations including Tokyo, Shin-Yokohama, Nagoya, Kyoto, Osaka, Okayama, Hiroshima and Hakata.

\*NOZOMI trains stop only the main stations and at present, the NOZOMI trains do not offer non-reserved seating as do the HIKARI and KODAMA trains. Express surcharge is higher than KODAMA & HIKARI.

### Useful Tips:

JR East English Info Line: 03-3423-0111 (10am-6pm except during the year-end and New Year period)

JR English Web-site: <http://www.jreast.co.jp/e/index.html>

Limousine Bus English Web-site: <http://www.limousinebus.co.jp/e/index.html>